



CalDoor

The Ultimate Outsource



We make the doors that make great kitchens

The Art of Cal Door

A beautiful kitchen...
begins with beautiful cabinet doors.

Cal Door creates exquisite doors through excellence in craftsmanship, refined quality, and pinpoint attention to detail, giving you beauty...that endures.

We combine the skill of Old-World craftsmanship with the latest state-of-the-art technology and the highest grade materials to ensure that each door is as perfect and stunning as the last.

Whether your design is traditional, custom or curved, you'll find exactly what you're looking for from an endless variety of styles and designs in doors and drawers...the art of Cal Door.

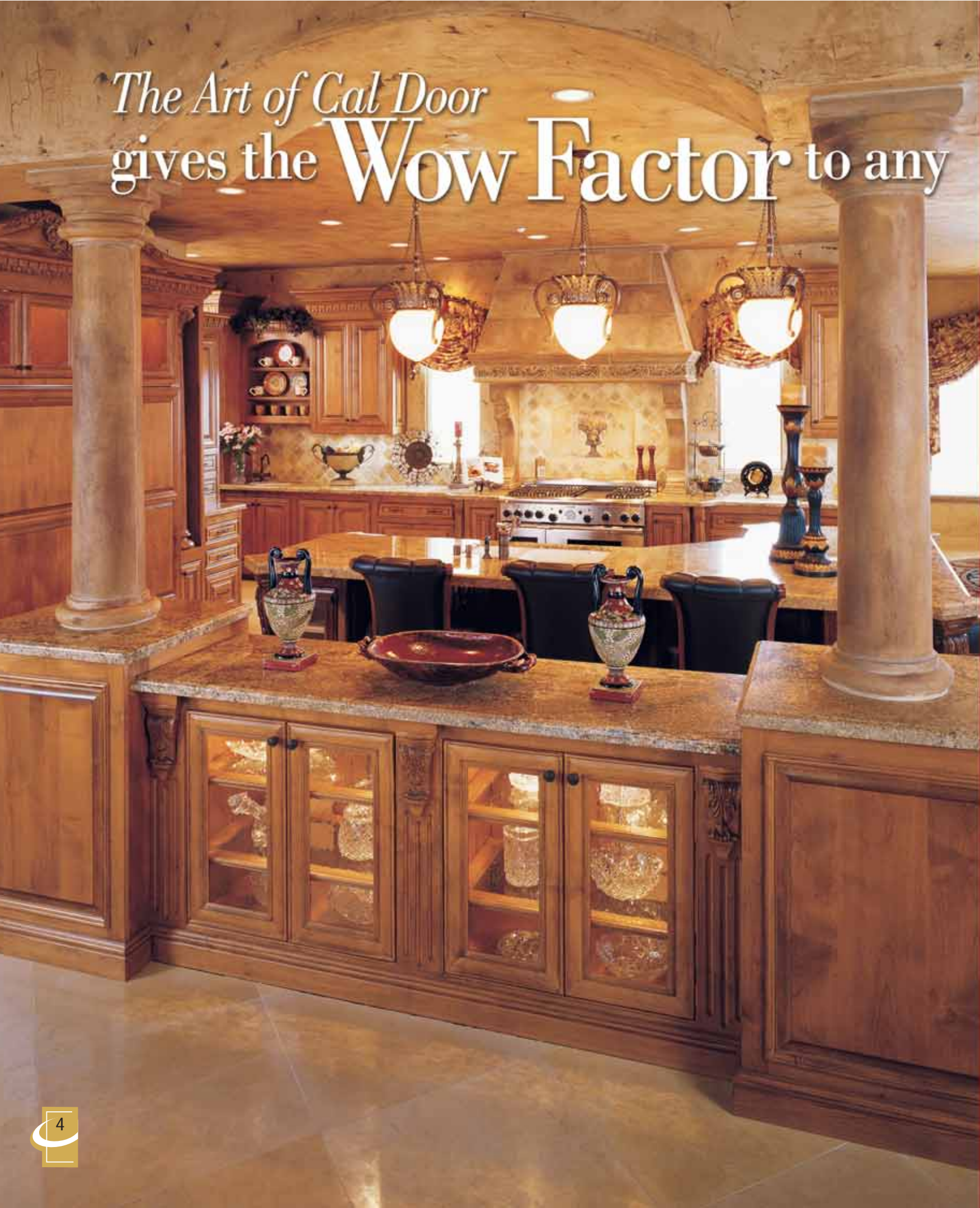
Traditional...

Custom...


Curved!



The Art of Cal Door
gives the **Wow Factor** to any



room in the house...



The Art of Cal Door makes

Stunning affordable.





Mitered

The quality of Cal Door's mitered wood doors is unsurpassed. Using superior blind mortise and tenon mitered joints creates a truly invisible joint and expertly finished look. Cal Door's mitered series offers doors of the highest quality, elegant styling, as well as superior beauty.

Stanford (AM-6) Lg. C-Panel Cherry shown w/ optional R-3 Edge



Mitered Applied Molding Styles



Calistoga (AM-7) Maple with matching Drawer Front

Maine S-Panel Maple with matching Drawer Front

Calistoga (AM-1) Maple shown w/ **optional 2" On Center 3/8" Beaded F-Panel** with matching Drawer Front



Florence (AM-8) Lg. S-Panel Red oak shown w/ **optional R-3 Edge**



Nantucket C-Panel Maple shown w/ **optional R-3 Edge**



Napa (AM-1) Lg. S-Panel Red Oak



Milano (AM-8) Maple shown w/ **optional R-3 Edge**



Cape Cod Red Oak



Calistoga (AM-1) Cherry shown w/ **optional R-3 Edge**

Mitred Applied Molding Styles



San Fernando (AM-2) Maple shown w/optional R-3 Edge & 2" On Center 3/8" Beaded F-Panel



Stanford (AM-5) Lg. S-Panel Walnut shown w/ optional R-3 Edge



Hartford S-Panel Cherry



New Haven Cherry



Stanford (AM-6) Lg. R-Panel Maple shown w/ optional R-3 Edge



Nantucket 5 pc. C-Panel Maple (1 3/4" stile & rail) shown w/ optional R-3 Edge



Cape Cod 5 pc. Red Oak (1 3/4" stile & rail)



Harvard (AM-4) 5 pc. Red Oak (1 3/4" stile & rail) shown w/ optional R-3 Edge



Solid Maple shown w/ optional AM-2 Applied Molding




Harvard (AM-6) 5 pc. Cherry (1 3/4" stile & rail) shown w/ optional R-3 Edge



Nantucket 5 pc. S-Panel Cherry (1 3/4" stile & rail)

(Drawer fronts shown 6" in height)



Nantucket French Lite Cherry shown w/ optional R-3 Edge & 6 lite Pattern



Napa (AM-1) French Lite Walnut shown w/ optional R-3 Edge & 6 Lite Pattern



Stanford (AM-6) French Lite Cherry shown w/ optional R-3 Edge & 4 Lite Pattern

Mitered Solid Styles

Exceptional

Sales & Service



Mitered Solid Styles



Rochester S-Panel Red Oak with matching Drawer Front

Malibu R-Panel Cherry shown w/ optional R-3 Edge with matching Drawer Front

Cambridge S-Panel Alder with matching Drawer Front



Catalina C-Panel Maple



Manhattan L-Panel Cherry



Delaware S-Panel Maple



Atherton S-Panel Walnut



Andrea S-Panel Hickory



Olympian T-Panel Cherry

Mitered Solid Styles



Malibu C-Panel Rustic Alder



Michael L-Panel Beech
(Named in loving memory of Michael Bouma)



Ellen C-Panel Maple



Sheffield L-Panel Red Birch



Sheffield S-Panel African Mahogany



Sheffield L-Panel Natural Birch
shown w/ **optional** R-3 Edge



Vail V-Panel Red Oak
(for matching routed Dr. Fr. use DV-2)



Yosemite R-Panel Alder shown w/ **optional** R-3 Edge



Juanita C-Panel Rustic Hickory



Ellen 5 pc. C-Panel Maple (1 3/4" stile & rail)



Routed DB-1 Red Oak



Manhattan 5 pc. C-Panel Cherry (1 3/4" stile & rail)



Delaware 5 pc. S-Panel Cherry (1 3/4" stile & rail)



Routed DB-2 Maple



Sheffield 5 pc. L-Panel Red Birch (1 3/4" stile & rail)
shown w/ **optional** R-3 Edge



Sheffield L-Panel Knotty Pine (1 3/4" stile & rail)



Routed DB-3 Cherry

(Drawer fronts shown 6" in height)

Mitered French Lites



Sheffield French Lite Cherry shown w/ optional R-3 Edge & 6 Lite Pattern



Manhattan French Lite Maple shown w/ optional 4 Lite Pattern



Michael French Lite Red Oak shown w/ optional special 9 Lite Pattern



Delaware French Lite Walnut shown w/ optional 4 Lite Pattern



Sheffield French Lite Cherry shown w/ optional special 11 Lite Pattern



Malibu French Lite Maple shown w/ optional 6 Lite Pattern



Mitered Inset Styles

Cal Door...The Ultimate

Outsource



Ridgeland Walnut shown w/ optional R-3 Edge with Matching Drawer Front



Ramona Hickory with Matching Drawer Front



Normandy Cherry shown w/ optional R-3 Edge & 2" On Center 3/8" Beaded F-Panel with Matching Drawer Front



Woodside Cherry

Mitered Inset Styles



Monterey Cherry



Newport Maple



New Hampshire Cherry



California Maple



Titan Inset Maple



Ridgeland Alder w/ Alder Plywood shown w/ optional R-3 Edge



Windsor Red Oak



Richmond Natural Birch



Victoria F-Panel African Mahogany shown w/ optional S-3 Edge



Aspen Alder w/ Natural Birch Panel



Islander 5 pc. Ash (1 3/4" stile & rail)



Normandy 5 pc. Red Oak (1 3/4" stile & rail)



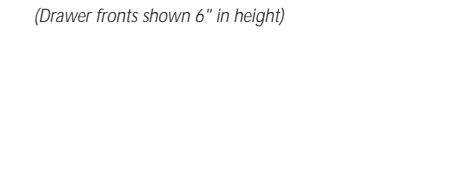
Victoria Red Oak (2 1/4" stile & rail)



Normandy Maple (2 1/4" stile & rail)



New Hampshire 5 pc. Maple (1 3/4" stile & rail)



(Drawer fronts shown 6" in height)

Mitered Inset Styles



Islander Natural Birch



Danish Red Birch



Orlando White Oak



Monaco Maple shown w/
optional 2" On Center
1/4" V-Grooved F-Panel



Cope 'N Stick Applied Molding Styles



Cope 'N Stick Applied Molding Styles



San Ramon (AM-6) Cherry with Cascade Drawer Front



San Marino (AM-1) Maple with matching Drawer Front



Laguna (AM-2) Walnut with matching Drawer Front



Cascade (AM-7) Red Oak



San Simeon (AM-1) Lg. C-Panel Maple



Cascade (AM-6) Hickory



Coronado (AM-5) Lg. R-Panel Red Oak



Cascade (AM-7) Red Oak (2 1/4" stile & 1 3/8" rail)



Cascade (AM-4) 5 pc. Maple (2 1/4" stile & 1 3/8" rail)



San Marino (AM-1) 5 pc. Red Oak (2 1/4" stile & 1 3/8" rail)



Cascade (AM-5) 5 pc. Maple (2 1/4" stile & 1 3/8" rail)

(Drawer fronts shown 6" in height)

Cope 'N Stick Applied Molding Styles



Coronado (AM-6) Lg. C-Panel Alder



Pleasanton (AM-1) Cherry



Laguna (AM-2) Maple shown w/ **optional** B-5 Edge & 2" **Off Center** 3/8" Beaded F-Panel



Coronado (AM-6) Lg. L-Panel Rustic Cherry



Diablo (AM-8) French Lite Alder shown w/ **optional** 4 Lite Pattern



Cascade (AM-6) French Lite Red Oak shown w/ **optional** 6-Lite Pattern



Cascade (AM-4) F-Panel Rustic Red Oak



Montecito (AM-3) Lg. Cove Alder



Carmel (AM-8) Lg. R-Panel Walnut shown w/ **optional** B-5 Edge



Laguna (AM-2) French Lite Cherry shown w/ **optional** 4 Lite Pattern



San Marino (AM-1) French Lite Maple shown w/ **optional** 6 Lite Pattern

Cope 'N Stick Solid Styles



Reverse S-Panel Rustic Maple with matching Drawer front

Cope 'N Stick Solid Styles



Revere W-Panel Rustic Cherry
with matching Drawer Front



Revere N-Panel Red Oak
with matching Drawer Front



Madrid M-Panel Lyptus



Del Oro R-Panel Alder



Chateau E-Panel Rustic Oak (3" stile & rail)



Lincoln C-Panel Cherry



Burgundy E-Panel Cherry (3" stile & rail)



Revere T-Panel Maple



Merlot E-Panel Maple (3" stile & rail)



Cabernet E-Panel Maple
(3" stile & rail)

Cope 'N Stick Solid Styles



Juliano Deluxe C-Panel Cherry shown w/ optional #2 Inside Edge



Revere C-Panel Alder



Tiffany C-Panel Natural Birch



Redondo U-Panel White Oak



Liberty C-Panel Rustic Cherry



Century V-Panel Straight Grain Red Oak (For matching routed Dr Fr use DV-1)



Liberty J-Panel Rustic Cherry



Palermo C-Panel Maple



Juliano S-Panel African Mahogany



Revere S-Panel Rustic Maple



Maverick G-Panel Rustic Oak



Nevada A-Panel Rustic Alder

Cope 'N Stick Solid Styles



V-Plank Cherry



European Ash



Contemporary Walnut



Sierra French Lite Red Oak shown w/ optional #3 Inside Edge and special 9-Lite Pattern



Shaker French Lite Maple shown w/ optional 6-Lite Pattern



Revere 5 pc. C-Panel Maple (2 1/4" stile & 1 3/8" rail)



Routed DC-7 Cherry



Solid Maple



Atlanta French Lite Cherry shown w/ optional 4-Lite Pattern



Revere 5 pc. S-Panel Maple (2 1/4" stile & 1 3/8" rail)



Routed DC-4 Red Oak



V-Plank Cherry



Sierra French Lite Walnut shown w/ optional special 11-Lite Pattern



Revere 5 pc. W-Panel Cherry (2 1/4" stile & 1 3/8" rail)



Routed DC-5 Maple



Routed DV-1 Red Oak

Cope 'N Stick Inset Styles


The Art of
Cal Door



Barcelona Red Birch shown w/ **optional** 4" Stile & Rail with matching Drawer Front

Del Rio Red Oak with matching Drawer Front

Chardonay Maple (3" stile & rail) with matching Drawer Front



Cope 'N Stick Inset Styles



Shaker Cherry



Kathryn F-Panel Lyptus



Heritage Maple



Sierra Walnut



Tuscan Maple (3" Stile & Rail)



Nobil Cherry



Bordeaux Cherry (3" stile & rail)



Zinfandel Hickory (3" stile & rail)



Chablis Red Oak (3" stile & rail)



Atlanta Red Oak



Teton Alder




Kathryn Deluxe Maple

Cope 'N Stick Inset Styles



Artesia Cherry (for matching routed Dr. Fr. use DV-1)



Denmark Maple



Sierra 5 pc. Red Oak (2-1/4" stile & 1-3/8" rail)



DR-C Red Oak



DR-S Maple



DR-R Cherry



Krystle Deluxe F-Panel Rustic Alder



Sierra Cherry shown w/ optional #3 Inside Edge & 2" On Center 3/8" Beaded F-Panel



Shaker 5 pc. Cherry (2 1/4" stile & 1 3/8" rail)



Tuscan 5 pc. Maple (3" stile & 2" rail)



Denmark 5 pc. Maple (2 1/4" stile & 1 3/8" rail)



Desert Series



Cheyenne Deluxe Knotty Pine



Pueblo Red Oak



Santa Fe Deluxe Knotty Pine



Cheyenne Maple



Santa Fe Cherry



Specialty Doors



Delaware Pair of Doors. Specialty Split Arch S-Panel Cherry

Specialty doors offer a distinctive look to your kitchen that is as individual as you are. Choose from radius doors, louvered, arched, or curved doors. Each is meticulously designed and created by the masters in specialty doors, Saint-Georges Doors.



True Open Louvered Style Maple



True Open Louvered Style Cherry



Sheffield Pair of Doors Radius Cross Bow Design S-Panel Cherry



Revere Specialty French Lite Red Oak



Napa (AM-1) Radius Glass Cherry shown w/ optional R-3 Edge



Revere Radius French Lite Cherry shown w/ optional 4 Lite Pattern



Napa (AM-1) Radius Lg. C-Panel Cherry shown w/ optional R-3 Edge



RTEF Rigid Thermal Foil

The beauty of Cal-Wrap® Rigid Thermal Foil

The true beauty of rigid thermal foil doors lies in, not only the styling and quality of the doors, but the ease of maintenance. These doors clean easily with soap and water, will not chip or peel like paint, are highly scratch resistant and colors will not fade. What could be easier!

Cal Door has set a new standard in rigid thermal foil with the latest up-to-the-minute computerized technology. Additionally, our MDF² doors and drawers are machined from the highest grade material which far exceeds the industry standard, giving durability, quality, and a magnificent kitchen for even the most discriminating tastes.

Lasts longer & color will not fade

Scratch & dent resistant

*Cal-Wrap® rigid thermal foil
cleans easily with soap & water*

Will not chip or peel like paint



Manhattan 5 piece
C-Panel Anigre



RTEF Rigid Thermal Foil

True 5 Piece Styles



(1 3/4" stile & rail)



(1 3/4" stile & rail)



Manhattan 5 piece C-Panel Anigre



Rochester 5 piece S-Panel Summer Flame



(1 3/4" stile & rail)



Delaware 5 piece S-Panel Natural Pear

2 Piece Inset Applied Molding Styles



(2 1/4" stile & 1 3/8" rail)



(2 1/4" stile & 1 3/8" rail)



(2 1/4" stile & 1 3/8" rail)



(2 1/4" stile & 1 3/8" rail)



2 piece Inset w/ (AM-1) Chocolate Pear



2 piece Inset w/ (AM-2) Natural Maple



2 piece Inset w/ (AM-3) Cherry Pearwood



2 piece Inset (AM-4) Wild Cherry



(2 1/4" stile & 1 3/8" rail)



(2 1/4" stile & 1 3/8" rail)



(2 1/4" stile & 1 3/8" rail)



(2 1/4" stile & 1 3/8" rail)



2 piece Inset w/ (AM-5) Anigre



2 piece Inset w/ (AM-6) Windsor Mahogany



2 piece Inset w/ (AM-7) African Walnut



2 piece Inset w/ (AM-8) Cherry Pearwood



(2 1/4" stile & 1 3/8" rail)



2 piece Inset w/ (3/8" Rope) Summer Flame

2 Piece Solid Raised Panel

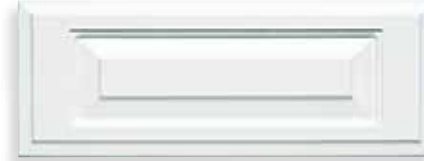
2 Piece Inset



(2 1/4" stile & 1 3/8" rail)



2 piece Juliano C-Panel Wild Apple Light



(2 1/4" stile & 1 3/8" rail)



2 piece Revere C-Panel 949 White



(2 1/4" stile & 1 3/8" rail)



2 piece Liberty S-Panel Backwoods Sycamore



(2 1/4" stile & 1 3/8" rail)




2 piece Shaker Wild Apple Light shown w/ optional 2" On Center 3/8" Beaded V-Grooves



(2 1/4" stile & 1 3/8" rail)



2 piece Artesia Manitoba Maple



(2 1/4" stile & 1 3/8" rail)



2 piece Shaker 949 White



(2 1/4" stile & 1 3/8" rail)



2 piece Shaker Summer Flame shown w/ optional 2" Off Center 1/4" V-grooves

2 Piece Inset



(2 1/4" stile & 1 3/8" rail)



(2 1/4" stile & 1 3/8" rail)



2 piece Inset Sierra Anigre



2 piece Inset Kathryn Cherry Pearwood



(2 1/4" stile & 1 3/8" rail)



2 piece Inset Atlanta Chocolate Pear

RTF One-Piece Styles



Rogue



Rogue



Rogue



Rogue Juliano Chocolate Pear



Rogue Square Backwoods Sycamore



Rogue Liberty Summer Flame



Tulip



Solid



Tulip



Tulip Juliano African Walnut



Tulip Square Natural Maple



Tulip Liberty Knotty Pine



OPD-3



Solid



OPD-3



OPD-1



OPD-1



Solid



OPJ-3 Manitoba Maple



OPR-3 Anigre



OPL-3 Windsor Mahogany



OPJ-1 Summer Flame



OPR-1 Natural Maple




OPL-1 English Oak

RTE

One Piece Styles (continued)



OPSH



European



OPD-2



OPSH Natural Pear



European Almond



OPR-2 African Walnut



Top Route



Double Route



Middle



OP-773 Wild Apple Light



OP-771 Sakura Cherry



OP-772 Liberty Windsor Mahogany



Hopi Diamond



Dakota



Hopi Square



3/8" x 3/8" Radius Corners



OP-709



Umpqua



Hopi Diamond Manitoba Maple



Dakota Select Cherry



Hopi Square Solar Oak



Plank Fashion Grey shown w/ **optional** 3/8" x 3/8" Radius Corners



OP-709 Cherry Pearwood



Umpqua High Gloss Birdseye Maple

Index

Wood Doors

Andera	17
Artesia	46
Aspen	25
Atherton	17
Atlanta	45
Atlanta French Lite	41
Barcelona	42
Bordeaux	44
Burgundy	37
Cabernet	37
California	25
Calistoga (AM-1)	10 & 11
Calistoga (AM-7)	10
Cambridge	16
Cape Cod	11
Carmel (AM-8)	32
Cascade (AM-4)	32
Cascade (AM-6)	31
Cascade (AM-6) French Lite	33
Cascade (AM-7)	31
Catalina	17
Century	39
Chablis	44
Chardonnay	42
Chateau	37
Cheyenne	48
Cheyenne Deluxe	48
Contemporary	40
Coronado (AM-5)	31
Coronado (AM-6)	32 & 33
Danish	26
Del Oro	36
Del Rio	42
Delaware	17
Delaware French Lite	20
Denmark	46
Diablo (AM-8) French Lite	33
Ellen	18
European	40
Florence	11
Hartford	12
Heritage	44
Islander	26
Juanita	18
Juliano	38
Juliano Deluxe	38
Kathryn	44
Kathryn Deluxe	45
Krystle Deluxe	46
Laguna (AM-2)	30 & 32
Laguna (AM-2) French Lite	33
Liberty	38 & 39
Lincoln	37
Madrid	36
Maine	10
Malibu	16 & 18
Malibu French Lite	20
Manhattan	17
Manhattan French Lite	20
Maverick	39
Merlot	37
Michael	18
Michael French Lite	20
Milano (AM-8)	11
Monaco	26
Monterey	24
Monticito (AM-3)	32
Nantucket	11
Nantucket French Lite	13
Napa (AM-1)	11
Napa (AM-1) French Lite	13
Nevada	39
New Hampshire	24
New Haven	12
Newport	24
Nobil	45
Normandy	23
Olympian	17
Orlando	26
Palermo	38
Pleasanton (AM-1)	32
Pueblo	48
Ramona	23
Redondo	39
Revere	35, 36, 37, 38 & 39
Richmond	24
Ridgeland	23 & 25
Rochester	16
San Fernando (AM-2)	12
San Marino (AM-1)	30
San Marino (AM-1) French Lite	33
San Ramon (AM-6)	30
San Simeon (AM-1)	31
Santa Fe	48
Santa Fe Deluxe	48
Shaker	44
Shaker French Lite	41
Sheffield French Lite	20
Sheffield	19
Sierra	45 & 46
Sierra French Lite	41
Stanford (AM-5)	12
Stanford (AM-6)	9 & 12
Stanford (AM-6) French Lite	13
Teton	45
Tiffany	38
Titan Inset	25
Tuscan	45
Vail	18
Victoria	24
V-Plank	40
Windsor	24
Woodside	23
Yosemite	18
Zinfandel	44

Wood Drawer Fronts

Barcelona 5 pc Dr. Fr.	42
Calistoga (AM-1) 5pc Dr. Fr.	10
Calistoga (AM-7) 5pc Dr. Fr.	10
Cambridge 5 pc Dr. Fr.	16
Cape Cod 5 pc Dr. Fr.	13
Cascade (AM-4) 5 pc Dr. Fr.	31
Cascade (AM-5) 5 pc Dr. Fr.	31
Cascade (AM-6) 5 pc Dr. Fr.	30
Cascade (AM-7) 5 pc Dr. Fr.	31
Chardonnay 5 pc Dr. Fr.	42
Delaware 5 pc Dr. Fr.	19
Del Rio 5 pc Dr. Fr.	42
Denmark 5 pc Dr. Fr.	47
DR-C Dr. Fr.	46
DR-R Dr. Fr.	46
DR-S Dr. Fr.	46
Ellen 5 pc Dr. Fr.	19
Harvard (AM-4) 5 pc Dr. Fr.	13
Harvard (AM-6) 5 pc Dr. Fr.	13
Islander 5 pc Dr. Fr.	25
Laguna (AM-2) 5 pc Dr. Fr.	30
Maine 5 pc Dr. Fr.	10
Malibu 5 pc Dr. Fr.	16
Manhattan 5 pc Dr. Fr.	19
Nantucket 5 pc Dr. Fr.	13
New Hampshire 5 pc Dr. Fr.	25
Normandy 5 pc Dr. Fr.	23 & 25
Ramona 5 pc Dr. Fr.	23
Revere 5 pc Dr. Fr.	35, 36 & 40
Ridgeland 5 pc Dr. Fr.	23
Rochester 5 pc Dr. Fr.	16
Routed DB-1 Dr. Fr.	19
Routed DB-2 Dr. Fr.	19
Routed DB-3 Dr. Fr.	19
Routed DC-4	40
Routed DC-5	40
Routed DC-7	40
Shaker	40
San Marino (AM-1) 5 pc Dr. Fr.	30 & 31
Shaker 5 pc Dr. Fr.	47
Sheffield 5 pc Dr. Fr.	19
Sierra 5 pc Dr. Fr.	46
Solid	40
Solid w/AM-2 Molding	13
Tuscan 5 pc Dr. Fr.	47
Victoria 5 pc Dr. Fr.	25
V-Plank Dr. Fr.	40

Specialty Doors

Specialty	50 & 51
-----------	---------

RTF

(All shown w/ matching Drawer fronts)

2 piece Artesia	59
2 piece Inset Atlanta	61
2 piece Inset Kathryn	61
2 piece Inset Sierra	61
2 piece Inset w/ (3/8" Rope)	57
2 piece Inset w/ (AM-1)	56
2 piece Inset w/ (AM-2)	56
2 piece Inset w/ (AM-3)	56
2 piece Inset w/ (AM-4)	57
2 piece Inset w/ (AM-5)	56
2 piece Inset w/ (AM-6)	56
2 piece Inset w/ (AM-7)	56
2 piece Inset w/ (AM-8)	57
2 piece Juliano	58
2 piece Liberty	58
2 piece Revere	58
2 piece Shaker	59
Dakota	64
Delaware 5-piece	55
European	64
Hopi Diamond	64
Hopi Square	64
Manhattan 5-piece	52 & 55
OP-709	65
OP-771	65
OP-772	65
OP-773	65
OPJ-1	63
OPJ-3	62
OPL-1	63
OPL-3	62
OPR-1	63
OPR-2	64
OPR-3	62
OPSH	64
Plank	65
Rochester 5-piece	55
Rogue Juliano	62
Rogue Liberty	62
Rogue Square	62
Tulalip Juliano	63
Tulalip Liberty	63
Tulalip Square	63
Umpqua	65



Please note:

Special glazing and distressing finishes have been performed on some doors to enhance the beauty of the wood and the designs. We do not offer finished products. Every effort has been made to accurately represent wood colors. However, due to reproduction limitations, actual colors may vary from the photos in this catalog.

Design:
Richardson Rutten Advertising/
Mike English Advertising + Design

Photography:
Paul Schraub Photography

Special thanks to all our customers for allowing us to show their wonderful craftsmanship in our catalog.

The art of...

Cal Door



Cal Door